




PS / Objectif: Connaitre la quantité 2.

Consigne: Colle deux gommettes sur chaque coccinelle.

Date:



2




Prénom:



PS / Objectif: Connaitre la quantité 3.

Consigne: Colle trois gommettes sur chaque coccinelle.

Date:



3




Prénom:



MS / Objectif: Connaitre la quantité 4.

Consigne: Colle quatre gommettes sur chaque coccinelle.

Date:



4

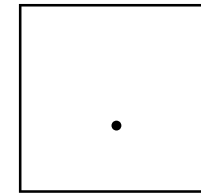

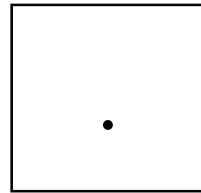

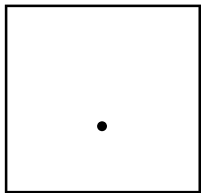



Prénom:

MS / Objectif: Compter des objets.

Date:

Consigne: Dans chaque case, écris le chiffre correspondant au nombre de points noirs.




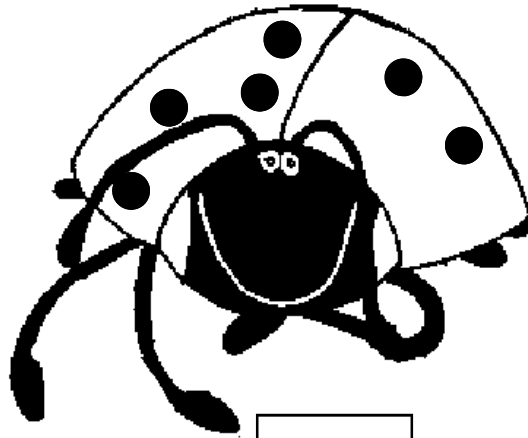



Prénom:

GS / Objectif: Compter des objets.

Date:

Consigne: Dans chaque case, écris le chiffre correspondant au nombre de points noirs.




Prénom:


GS / Objectif: Faire correspondre un chiffre et une quantité.

Date:


Consigne: Dessine le bon nombre de points noirs sur chaque coccinelle.




6



9



7



8






4

Prénom:




MS / Objectif: Faire correspondre un chiffre et une quantité.

Consigne: Relie par un trait le chiffre au nombre de coccinelles correspondant .

Date:









5
3
4
6
2
1



Prénom:

Coccinelles à découper pour l'exercice suivant.



GS / Objectif: Faire correspondre un chiffre et une quantité.

Consigne: Compte les points sur chaque coccinelle puis colle chacune d'elle dans la bonne case .

Date:








2	3	4	5	6	7	8	9	10

Prénom:

MS / Objectif: « Autant que ».

Consigne: Relie les coccinelles identiques .

Date:





Prénom:

MS / Objectif: « Autant que ».

Consigne: Colle des gommettes sur la seconde coccinelle pour qu'elle soit identique à la première .

Date:

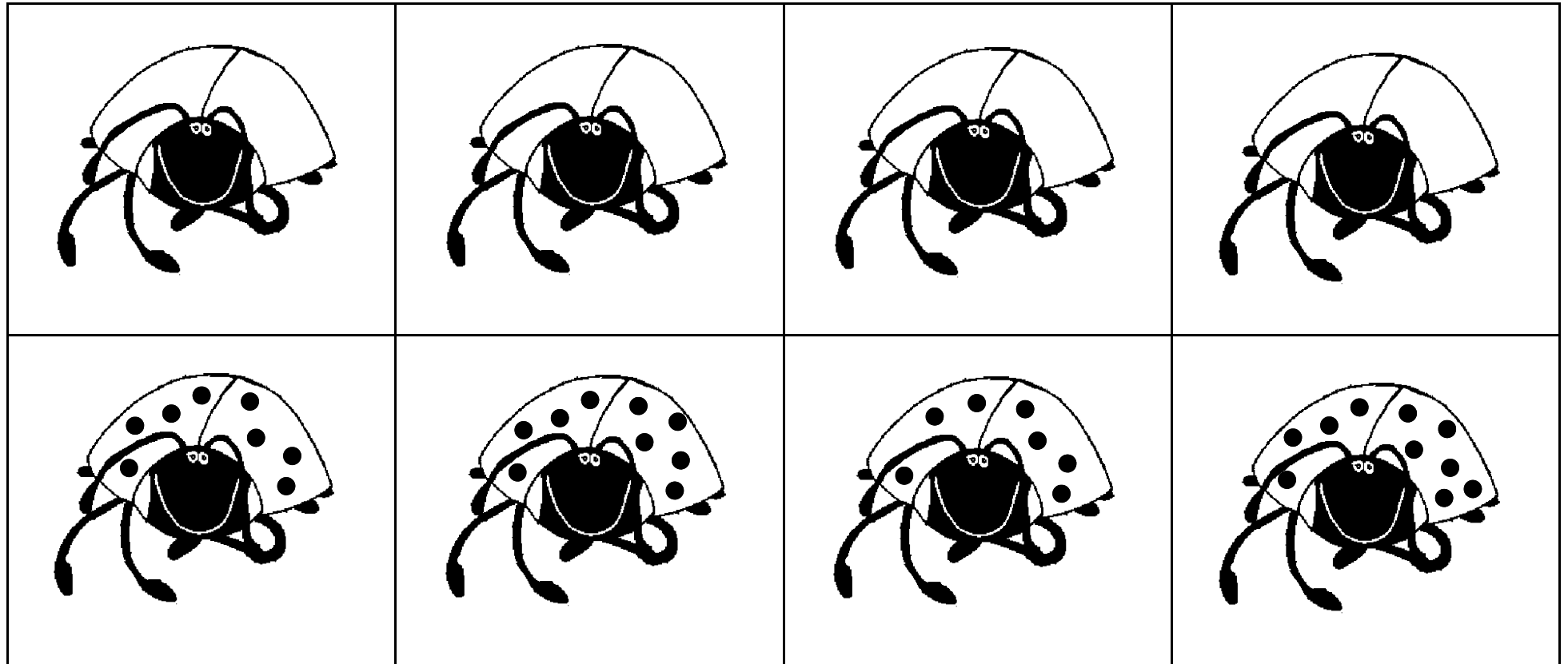


Prénom:

GS / Objectif: « Autant que ».

Consigne: Dessine autant de points sur la première coccinelle qu'il y en a sur la seconde .

Date:









Prénom:

MS / GS/Objetif: « autant que ».

Consigne: Barre des points sur la seconde coccinelle pour que les deux coccinelles en aient autant.

Date:




Prénom:

MS / Objectif: « Plus que ».

Consigne: Colle plus de gommettes sur la première coccinelle que sur la seconde.

Date:





Prénom:

MS / Objectif: « moins que ».


Consigne: Colle moins de gommettes sur la première coccinelle que sur la seconde.

Date:



Prénom:



Coccinelles à découper pour les exercices suivants.



MS / Objectif: Ordonner des objets par taille. (ordre décroissant)

Consigne: Colle les coccinelles de la plus grande à la plus petite .

Date:




Prénom:

MS / Objectif: Ordonner des objets par taille. (ordre croissant)

Consigne: Colle les coccinelles de la plus petite à la plus grande .

Date:



Prénom: